



THOMPSON MEAT MACHINERY

The Column Hoist



LEADING MANUFACTURERS OF MEAT PROCESSING MACHINERY

The Thompson Column Hoist

Manufactured from **high quality Stainless Steel** and to a **robust** design, the Thompson hoist is **renowned as one of the strongest built hoists on the Market**. A **20 mm Stainless Steel** base plate anchored to a concrete floor and complimented by a **90 mm solid bar Stainless Steel guide column** with a **50 mm diameter Stainless Steel lifting thread** minimising flexing and lifting stress.

The **square thread** driven by a **2.2 kW** motor gives the **Thompson hoist** one of the most **powerful hoists** built for meat machinery **loading**.

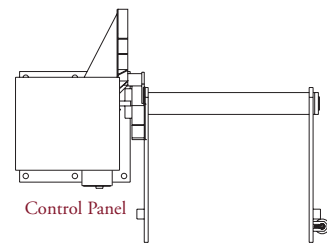
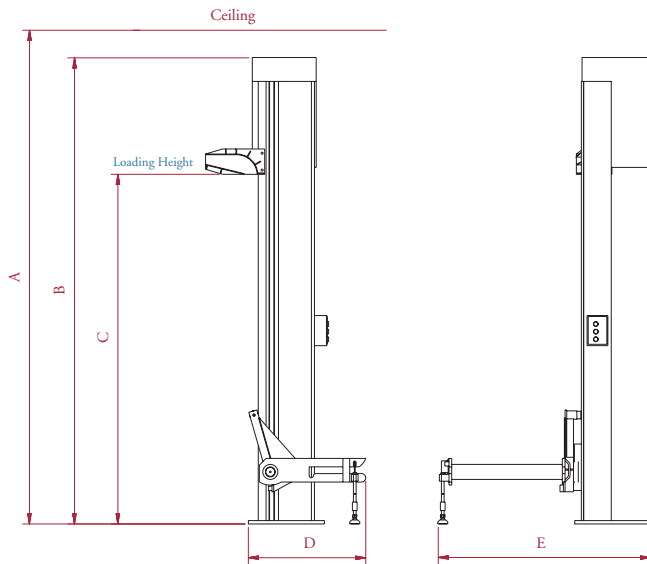
Rugged built tipping arms, lifting cradle and **hard wearing** tipping tracks ensure this hoist will give many years of trouble-free operation.

Safety features are encompassed in the whole design of the Thompson hoist.

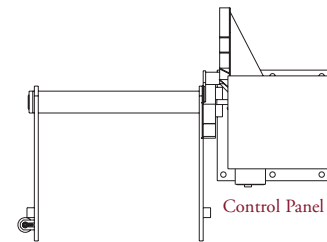
A **strong wearing ertacetal carriage** with in built **safety nut**, a **“bin lock in place” mechanism** to the cradle and the **press and hold operation**.

The Thompson Column Hoist can be utilised for a variety of tipping applications and incorporated to feed many types of equipment. With **tipping heights from 1 M through to 2.4 M** the hoist has been used to load **Mixer Grinders / Filling machines / Tumblers** or simply as a **material handling** or **transfer application**.

Hoist Dimensions:



Option 1 - (Left Hand Operation)



Option 2 - (Right Hand Operation)

Loading height	Dimension	Dimension	Dimension	Dimension
Dimension C	A	B	D	E
1 M - 2.4 M	Loading height + 1200 mm	Loading height + 900 mm	700 mm	1260 mm

Specifications (based on 415 V / 50 Hz):

Model	Lifting Capacity	Motor	*Power Supply	Full Load Current	Ship Size (cm)	Ship Weight (kg)
TH 200 (200 l bin hoist)	*200 kg	2.2 kW	10 Amps	5 Amps	300 x 45 x 100 H	600

*200kg power to be fitted with a 2.2 kW motor and circuit breaker

IT IS STRONGLY RECOMMENDED THAT ONLY CHEMICALLY BONDED THREADED ANCHOR SYSTEMS BE USED FOR INSTALLATION.

OPTIONS:

- Isolator (fitted standard to CE specs)
- Pouring spout to cradle (liquid products)
- Left or Right hand operation (option 1 or 2 - see above)

Manufactured in accordance with CE / USDA and GS regulations



THOMPSON MEAT MACHINERY

Also Trading as E.L. Sammon & CO.

134 MAGNESIUM DRIVE, CRESTMEAD BRISBANE, QLD AUSTRALIA 4132

PHONE 0011 61 (07) 3803 6643 — FAX 0011 61 (07) 3803 6635

EMAIL: sales@tmach.com.au WEBSITE: www.tmach.com.au